

Government of Haryana



USER MANUAL

(For Marriage Registration)

19th September 2020



Parivar Pehchan Patra
Citizen Resource Information Department
Government of Haryana



1. LOGIN TO PORTAL

(<http://shaadi.edisha.gov.in>)

A. The Citizen shall visit the URL <http://shaadi.edisha.gov.in/> and click on the 'Account' tab then select 'Register' tab for user registration.

The screenshot displays the Haryana Marriage Registration website. The header features the Government of Haryana logo and the text 'HARYANA MARRIAGE REGISTRATION' and 'हरियाणा विवाह पंजीकरण'. The navigation menu includes 'Home', 'How to apply', 'Publication', and 'Account'. A callout box points to the 'Account' tab with the text 'Click on 'Account' tab here'. A dropdown menu under 'Account' shows 'Sign in' and 'Register'. Another callout box points to the 'Register' option with the text 'Click on 'Register' tab here for user registration'. The main content area has a large banner with the text 'हरियाणा विवाह पंजीकरण' and a portrait of a man. The footer contains a helpline number '1800-2000-023' and copyright information '© 2020 Haryana Marriage Registration All rights reserved.'.

shaadi edisha gov in - Google Se x | Haryana Marriage Registration! x | Haryana Marriage Registration! x +

Not secure | shaadi.edisha.gov.in

हरियाणा सरकार
GOVERNMENT OF HARYANA

HARYANA MARRIAGE REGISTRATION
हरियाणा विवाह पंजीकरण

Digital India
Power To Empower

Home How to apply Publication Account

Click on 'Account' tab here

Sign in
Register

Click on 'Register' tab here for user registration

हरियाणा विवाह पंजीकरण

Helpline: 1800-2000-023 *8:00 AM - 8:00 PM (Monday to Saturday)

Content Owned by Citizen Resource Information Department (CRID), Government Of Haryana.
© 2020 Haryana Marriage Registration All rights reserved.


Type here to search

19:32
19-09-2020


B. Fill in the Registration details: -

shaadi edisha gov in - Google Se x | Haryana Marriage Registration! x | Registration x +

← → ↻ ⚠ Not secure | shaadi.edisha.gov.in/account/register 🔍 ☆ n ⋮

 हरियाणा सरकार
GOVERNMENT OF HARYANA

HARYANA MARRIAGE REGISTRATION
हरियाणा विवाह पंजीकरण

 Digital India
Power To Empower

Home How to apply Publication Account

Registration

Username

Your username is required.

Email

New password

Password strength: — — — — —

New password confirmation

← **Click on 'Register' tab for registration completion**

0 PM (Monday to Saturday)

Content Owned by Citizen Resource Information Department (CRID), Government Of Haryana.

Windows Taskbar: Type here to search | [Icons: Mail, File Explorer, Edge, Excel, PowerPoint, Chrome, Edge] | 19:32 19-09-2020

C. A link shall be sent on the Email ID for activation of Login credentials.

The screenshot shows a web browser window with the following details:

- Browser Tab:** Registration
- Address Bar:** cridhry.edisha.gov.in/#/register
- Page Header:**
 - Left: Government of Haryana logo and text "हरियाणा सरकार GOVERNMENT OF HARYANA"
 - Center: "Registration For PPP Camp Data Entry"
 - Right: Digital India logo with tagline "Power To Empower"
- Navigation Bar:** Home, Login, Register
- Main Content:**
 - Section: Registration
 - Message: "Registration saved! Please check your email for confirmation."
 - Link: "If you want to **sign in**"
- Footer:**
 - Text: "Content Owned by CRID, Government Of Haryana." and "© 2019 CRID All rights reserved."
 - Logos: Haryana 50th Anniversary, CRID, Swachh Bharat Mission, and a woman's profile icon.
- Taskbar:** Windows search bar, taskbar icons for Mail, File Explorer, Edge, Excel, PowerPoint, Word, and Chrome. System tray shows time 20:51 and date 15-08-2020.




2. LOGIN TO PORTAL FOR MARRIAGE REGISTRATION


D. Login using registered credential for marriage registration.

shaadi edisha gov in - Google Se x | Haryana Marriage Registration! x | Haryana Marriage Registration! x +

Not secure | shaadi.edisha.gov.in

 हरियाणा सरकार
GOVERNMENT OF HARYANA

HARYANA MARRIAGE REGISTRATION
हरियाणा विवाह पंजीकरण

 Digital India
Power To Empower

Home How to apply Publication Account

Sign in Register

Click on 'Sign In' tab for login

हरियाणा विवाह पंजीकरण

Helpline: 1800-2000-023 *8:00 AM - 8:00 PM (Monday to Saturday)

Content Owned by Citizen Resource Information Department (CRID), Government Of Haryana.
© 2020 Haryana Marriage Registration All rights reserved.

Windows Taskbar: Type here to search, [Icons: Mail, File Explorer, Edge, Excel, PowerPoint, Chrome, Edge], 19:32 19-09-2020



HARYANA MARRIAGE REGISTRATION




Home How to apply Publication Account

Login using registered credentials here

Sign in X

Login


Password

I'm not a robot  reCAPTCHA Privacy Terms

[Sign in](#)

[Did you forget your password?](#)

[You don't have an account yet? Register a new account](#)



Helpline: 1800-2000-023 *8:00 AM - 8:00 PM (Monday to Saturday)

Content Owned by Citizen Resource Information Department (CRID), Government Of Haryana.

© 2020 Haryana Marriage Registration All rights reserved.





HARYANA MARRIAGE REGISTRATION हरियाणा विवाह पंजीकरण



- Home
- How to apply
- Publication
- Entities
- Account

Welcome, prateek

- Register Marriage
- My Registrations
- Logout

Click on 'Register Marriage' tab for marriage registration.



Helpline: 1800-2000-023 *8:00 AM - 8:00 PM (Monday to Saturday)

Content Owned by Citizen Resource Information Department (CRID), Government Of Haryana.

© 2020 Haryana Marriage Registration All rights reserved.




3. FILL IN THE MARRIAGE REGISTRATION DETAILS


E. Fill in the marriage registration details and upload documents as required.

shaadi edisha gov in - Google Se x Haryana Marriage Registration x +

Not secure | hryfamilymarriage.hartron.io/marriage-form

 हरियाणा सरकार
GOVERNMENT OF HARYANA

HARYANA MARRIAGE REGISTRATION
हरियाणा विवाह पंजीकरण

 Digital India
Power To Empower

Home How to apply Publication Entities Account

Welcome, prateek

Special Act (Court Marriage)

If Marriage Registration under Special Marriage Act 1954?

Marriage Registrar District

Area Type * Rural

District * Panchkula

Place Of Registration * PANCHKULA

Marriage Details

Date Of Marriage *

Type here to search

19:43
19-09-2020

- 📄 Register Marriage
- 📄 My Registrations
- 🔑 Logout

Marriage Details

Date Of Marriage * 📅

Place of Marriage

Country State *

District * Address *

Address 2 Address 3

Postal / Zip Code

Groom Details

F. Family ID is compulsory for Bride and Groom if they are from Haryana State.

shaadi edisha gov in - Google Se x Haryana Marriage Registration x Haryana Marriage Registration! x +

Not secure | hryfamilymarriage.hartron.io/marriage-form

Home How to apply Publication Entities Account Welcome, prateek

Register Marriage My Registrations Logout

Groom Details

Groom Country *	Groom State *
<input type="text"/>	<input type="text"/>
Groom District *	Groom Name *
<input type="text"/>	<input type="text"/>
Groom Mother Name *	Groom Father Name *
<input type="text"/>	<input type="text"/>
Groom Date Of Birth *	Groom Before Marriage Marital Status *
<input type="text"/>	<input type="text"/>
Groom Religion *	Groom Occupation
<input type="text"/>	<input type="text"/>
Groom Present Address Residing Since	Groom Nationality *
<input type="text"/>	<input type="text"/>
Groom Permanent Address *	
<input type="text"/>	
Groom Address 2	Groom Address 3
<input type="text"/>	<input type="text"/>
Groom Correspondence Address *	Groom Postal / Zipcode
<input type="text"/>	<input type="text"/>

- 📄 Register Marriage
- 📄 My Registrations
- 👤 Logout

Bride Details

Bride Country *

Bride State *

Bride District *

Bride Name *

Bride Mother Name *

Bride Father Name *

Bride Date Of Birth *

Bride Before Marriage Marital Status *

Bride Religion *

Bride Occupation

Bride Present Address Residing Since

Bride Nationality *

Bride Permanent Address *

Bride Address 2

Bride Address 3

Bride Correspondence Address *

Bride Postal / Zipcode

Witness Details

G. Attach the photos required of Groom, Bride, Couple and wedding.

shaadi edisha gov in - Google Se x Haryana Marriage Registration x Haryana Marriage Registration! x +

Not secure | hryfamilymarriage.hartron.io/marriage-form

Home How to apply Publication Entities Account

Welcome, prateek

- Register Marriage
- My Registrations
- Logout

Witness Details

Witness One Name *	Witness One Address *
<input type="text"/>	<input type="text"/>
Witness Two Name *	Witness Two Address *
<input type="text"/>	<input type="text"/>

Attach Photographs

Groom Photo *	Bride Photo *
<input type="text" value="Choose File No file chosen"/>	<input type="text" value="Choose File No file chosen"/>
Couple Photo to be printed on certificate (Attach image of couple sitting / standing side by side, as portrait and in ratio of 3:2 with clear/white background)	Couple Photo *
	<input type="text" value="Choose File No file chosen"/>
Wedding Photo 1 *	Wedding Photo 2 *
<input type="text" value="Choose File No file chosen"/>	<input type="text" value="Choose File No file chosen"/>

Applicant Details

Applicant Name *	Applicant Address *
<input type="text"/>	<input type="text"/>
Mobile Number *	Email
<input type="text"/>	<input type="text"/>

H. After filling all the details submit the application of Marriage Registration.

shaadi edisha gov in - Google Se x Haryana Marriage Registration x Haryana Marriage Registration! x +

Not secure | hryfamilymarriage.hartron.io/marriage-form

Home How to apply Publication Entities Account

Welcome, prateek

Choose File No file chosen Choose File No file chosen

Applicant Details

Applicant Name * Applicant Address *

Mobile Number * Email

Declaration

I hereby declare that the details furnished above are true and correct to the best of my knowledge and belief and I undertake to inform you of any changes therein, immediately. In case any of the above information is found to be false or untrue or misleading or misrepresenting, I am aware that I may be held liable for it. (घोषणा : मैं एतद्वारा घोषणा करता / करती हूँ कि उपर्युक्त विवरण मेरे ज्ञान और विश्वास के सही और सही हैं और मैं आपको इसके बारे में किसी भी परिवर्तन की सूचना तुरंत दूंगा / दूँगी । यदि उपरोक्त किसी भी जानकारी को गलत या गलत या गलत तरीके से प्रस्तुत करना पाया जाता है, तो मुझे पता है कि इसके लिए मैं उत्तरदायी हूँ इसके लिए।)

I Agree

Submit

Helpline: 1800-2000-023 *8:00 AM - 8:00 PM (Monday to Saturday)

Type here to search

19:36 19-09-2020

Click on 'I Agree' tab for self declaration.

Click on 'Submit' tab after filling all the details.



4. MARRIAGE REGISTRATION FEES PAYMENT

I. Marriage registration payment shall be done by clicking on 'My Registration' tab and then click on 'View' tab of application. Citizen can do multiple registrations through single login.

The screenshot shows the Haryana Marriage Registration website. The header includes the Government of Haryana logo and the text 'HARYANA MARRIAGE REGISTRATION' and 'हरियाणा विवाह पंजीकरण'. The navigation menu has 'Home', 'How to apply', 'Publication', 'Entities', and 'Account'. The left sidebar has 'Register Marriage', 'My Registrations', and 'Logout'. The main content area is titled 'Marriage Registrations' and contains a table with columns: Status, Groom Name, Bride Name, Payment Status, Appointment, and Action buttons (View, Edit, Documents). A callout box points to the 'My Registrations' tab in the sidebar, and another points to the 'View' button in the table. The footer contains a helpline number and copyright information.

	Status	Groom Name	Bride Name	Payment Status	Appointment	Action
	Applied	abc	abc	PENDING	×	View Edit Documents
103854489036	Applied	PARTEEK	None	UNPAID	×	View Edit Documents
350903281919	Applied	test name	test bride name	UNPAID	×	View Edit Documents
076476620395	Applied	Parteek	None	PAID		View

Helpline: 1800-2000-023 *8:00 AM - 8:00 PM (Monday to Saturday)

Content Owned by Citizen Resource Information Department (CRID), Government Of Haryana.
© 2020 Haryana Marriage Registration All rights reserved.



HARYANA MARRIAGE REGISTRATION

हरियाणा विवाह पंजीकरण



Registration ID: **103854489036**

Print Form Proceed Payment

Click on 'Proceed Payment' tab

- Register Marriage
- My Registrations
- Logout

Special Act (Court Marriage)

If Marriage Registration under Special Marriage Act 1954?

Protection Required?

Reason for Protection *

None

Marriage Registrar

Area Type *

urban

District *

Ambala

- Register Marriage
- My Registrations
- Logout

Enter Payment Details

Full Name: Applicant

City Name: urban

Address: Sector 35

Pincode: 160035

Email: kanu.parteek@gmail.com

Mobile Number: 9569939829

Fee Amount: 1

Bank:

Chose the bank here for payment gateway

- Choose Bank
- Punjab National Bank Aggregator
- Punjab National Bank
- SBI Aggregator
- IDBI

Cancel Pay

Click on 'Pay' tab to proceed

- Register Marriage
- My Registrations
- Logout

Instructions

- make sure your internet is working fine
- you will be redirected to nic e-gras to initiate your payment process
- your application will be processed further after payment completion
- don't press browser button during your payment it may result in failure of payment
- if error occurs during payment, any deducted amount will be refunded back to your account

proceed to pay

Click on 'Proceed to Pay' tab

SBI Aggregator

Cancel Pay

E-CHALLAN
Government of Haryana

Payee Details

GRN	67660583	Date :	19-09-2020
Department	Director Urban Local Bodies	Type Of Payment	Online
Type Of Payment Mode		PRAN/GPF/PayeeCode/TIN/Actt.No./VehicleNo./Taxid(If Any)	sSZ8qnTfGPEnQsP0C3XX
Office Name	CITY MAGISTRATE PANCHKULA (16-00-0561)	PAN No.(If Applicable)	
Treasury	PanchkulaT	Full Name	Applicant
Year (Period)	(2020-21) One Time	Address	Sector 35
Town/City/District	URBAN	PIN	160035
	SNo.	Budget Head/Purpose	Amount in Rs.
	1	0070-60-108-51-51 Marriage fees	1
Particulars(If Any)	0070 60 108 51 51 Marriage fees	Deduct:Commission	0
Amount In Rs	One Rupees	Total/NetAmount	₹ 1

SBI Aggregator

Continue

Click on 'Continue' tab

egrashry.nic.in says
Please verify the details you have entered. Do you want to continue?

Click on 'Ok' tab →

Payee Details

GRN	67								
Department	D		Online						
Type Of Payment Mode		PRAN/GPF/PayeeCode/TIN/Actt.No./VehicleNo./Taxid(If Any)	sSZ8qnTfGPEnQsP0C3XX						
Office Name	CITY MAGISTRATE PANCHKULA (16-00-0561)	PAN No.(If Applicable)							
Treasury	PanchkulaT	Full Name	Applicant						
Year (Period)	(2020-21) One Time	Address	Sector 35						
Town/City/District	URBAN	PIN	160035						
	<table border="1"><thead><tr><th>SNo.</th><th>Budget Head/Purpose</th><th>Amount in Rs.</th></tr></thead><tbody><tr><td>1</td><td>0070-60-108-51-51 Marriage fees</td><td>1</td></tr></tbody></table>	SNo.	Budget Head/Purpose	Amount in Rs.	1	0070-60-108-51-51 Marriage fees	1		
SNo.	Budget Head/Purpose	Amount in Rs.							
1	0070-60-108-51-51 Marriage fees	1							
Particulars(If Any)	0070 60 108 51 51 Marriage fees	Deduct:Commission	0						
Amount In Rs	One Rupees	Total/NetAmount	₹ 1						
		SBI Aggregator	<input type="button" value="Continue"/>						

Payee Details

GRN	67	Department	D	Type Of Payment Mode	Online
Office Name	CITY MAGISTRATE PANCHKULA (16-00-0561)	Full Name	Applicant	Address	Sector 35
Treasury	PanchkulaT	Address	Sector 35	PIN	160035
Year (Period)	(2020-21) One Time	Address	Sector 35	PIN	160035
Town/City/District	URBAN	Address	Sector 35	PIN	160035
Particulars(If Any)	0070 60 108 51 51 Marriage fees	Deduct:Commission	0	Total/NetAmount	₹ 1
Amount In Rs	One Rupees	Deduct:Commission	0	Total/NetAmount	₹ 1

egrashry.nic.in says

Please note down GRN/TransactionID for your future reference:
67660583

You are now being redirected to third party Aggregator website for payment

Click on 'Ok' tab → **OK**

SBI Aggregator



J. Here citizen has to select from different payment options from which he/she wants to pay the Registration Fees.

State Bank MOPS

merchant.onlinesbi.com/merchant/merchantprelogin.htm




STATE BANK MULTI OPTION PAYMENT SYSTEM

Net Banking



 SBI Net Banking / yono Bank Charges: CLICK HERE	 Other Banks Bank Charges: 0.0 CLICK HERE	
------------------------------------------------------------------------------------------------------------------------------------------------------------	-------------------------------------------------------------------------------------------------------------------------------------------------------	--

Card Payments

Please select appropriate card type to avoid failures (C-Credit Card Options/D for Debit Card)

 State Bank Debit Cards Bank Charges: 0.0 CLICK HERE	 Other Bank Debit Cards RUPAY CARD ONLY ALLOWED Bank Charges: 0.0 CLICK HERE	 Credit Cards Bank Charges: 0.01 CLICK HERE
----------------------------------------------------------------------------------------------------------------------------------------------------------------	----------------------------------------------------------------------------------------------------------------------------------------------------------------------------------------------------	---------------------------------------------------------------------------------------------------------------------------------------------------------

Other Payments Modes

 UPI Bank Charges: 0.0 CLICK HERE	 NEFT/RTGS Bank Charges: 0.0 CLICK HERE	
-----------------------------------------------------------------------------------------------------------------------------------------------	-------------------------------------------------------------------------------------------------------------------------------------------------------	--

[CANCEL](#)

© State Bank of India

Site best viewed in I.E 10 +, Mozilla 30 +, Google Chrome 30 +



Your site visit : 19-Sep-2020 (10:20 PM IST)

Cyber Treasury, Directorate of Treasuries and Accounts Finance Department, Haryana

Payment Details

Government Receipt Number	0087000593
Remitter Name	Applicant
Registration No/IN No	4528qn HGI'bnDwl'UC3XX
Head1 A/c	0070-00-108-01-01
Head1 Amt	1.00
Head2 A/c	0
Head2 Amt	0.00
Head3 A/c	0
Head3 Amt	0.00
Head4 A/c	0
Head4 Amt	0.00
Head5 A/c	0
Head5 Amt	0.00
Head6 A/c	0
Head6 Amt	0.00
Head7 A/c	0
Head7 Amt	0.00
Head8 A/c	0
Head8 Amt	0.00
Head9 A/c	0
Head9 Amt	0.00
Total Payment Amount	1
Mode of Payment	N
Location	1000
Filler	-
Amount in words	One Rupee only
VIA*	<input type="text"/>
VIA Remark (Only alpha numeric ,@ and . characters)	<input type="text"/>

Confirm Reset

[Click here to abort this transaction and return to the Cyber Treasury, Directorate of Treasuries and Accounts Finance Department, Haryana site](#)

💡 Mandatory fields are marked with an asterisk (*)



Your site visit : 19-Sep-2020 (10:21 PM IST)

Cyber Treasury, Directorate of Treasuries and Accounts Finance Department, Haryana

Payment Details	
Government Receipt Number	0087000593
Remitter Name	Applicant
Registration No/IN No	4528qn1HG1bnDw10C3XX
Head1 A/c	0070-00-108-01-01
Head1 Amt	1.00
Head2 A/c	0
Head2 Amt	0.00
Head3 A/c	0
Head3 Amt	0.00
Head4 A/c	0
Head4 Amt	0.00
Head5 A/c	0
Head5 Amt	0.00
Head6 A/c	0
Head6 Amt	0.00
Head7 A/c	0
Head7 Amt	0.00
Head8 A/c	0
Head8 Amt	0.00
Head9 A/c	0
Head9 Amt	0.00
Total Payment Amount	1
Mode of Payment	N
Location	1000
Filler	-
Amount in words	One Rupee only
VIA	nbn.amraawarw@ckscrci
VIA Remark	qwerty123

Confirm

[Click here to abort this transaction and return to the Cyber Treasury, Directorate of Treasuries and Accounts Finance Department, Haryana site](#)

Mandatory fields are marked with an asterisk (*)



Your site visit : 19-Sep-2020 [10:22 PM IST]

Remittance Information Form

SBI Reference number	CPAAHTAKD5
Merchant Reference No	0067660583
Amount to be Remitted	Rs 1/-
Please note that this is only a remittance information form not an acknowledgement of remittance	


[Click here](#) to return to the Cyber Treasury, Directorate of Treasuries and Accounts Finance Department, Haryana site. Else, you will be automatically redirected to the Cyber Treasury, Directorate of Treasuries and Accounts Finance Department, Haryana site in 180 seconds.

Please check, you have Collect Request received from merchant in Respective UPI App.

The Collect Request received, is displayed in COLLECT icon after login to Respective UPI App.

On COLLECT page, app will display the list of collect requests.

In collect request, app will display the details like Cust Ref No., Validity, Expiry Time, Remarks and Amount on the same Page.

 We have received a collect request from merchant. Please check your UPI App.

K. After completing the payment procedure citizen shall be redirected to the below page. Citizen shall go to 'My Registrations' for Scheduling the appointment for verification.

The screenshot shows a web browser window with the following elements:

- Browser Tab:** Payment Response
- Address Bar:** Not secure | hryfamilymarriage.hartron.io/payment-response-back/103854489036/67660583
- Header:** Haryana Government logo, "HARYANA MARRIAGE REGISTRATION" and "हरियाणा विवाह पंजीकरण", and "Digital India Power To Empower" logo.
- Navigation Bar:** Home, How to apply, Publication, Entities, Account, and "Welcome, prateek".
- Left Sidebar:** Register Marriage, My Registrations (highlighted with a box and arrow), and Logout.
- Main Content Area:** A green message box stating: "Congrats! Your Payment Has Been Paid Successfully", "Thank You, We Have Recieved Your Payment Of ₹1.00.", and "Transaction Id: 000150978717519092020". A "Go Back" button is located below the message.

Click on 'My Registration' tab for scheduling the appointment

Congrats! Your Payment Has Been Paid Successfully

Thank You, We Have Recieved Your Payment Of ₹1.00.

Transaction Id: 000150978717519092020

Go Back

5. SCHEDULING OF APPOINTMENT FOR MARRIAGE REGISTRATION

L. Marriage registration scheduling of appointment shall be done by clicking on 'My Registration' tab and then click on 'View' tab of application.

The screenshot shows the Haryana Marriage Registration portal. The header includes the Government of Haryana logo and the text 'HARYANA MARRIAGE REGISTRATION हरियाणा विवाह पंजीकरण'. A navigation bar contains 'Home', 'How to apply', 'Publication', 'Entities', and 'Account'. A sidebar on the left has 'Register Marriage', 'My Registrations', and 'Logout'. The main content area is titled 'Marriage Registrations' and displays a table with columns: Marriage Registration Id, Status, Groom Name, Bride Name, Payment Status, and Appointment. A callout box with the text 'Click here on 'View' tab' points to the 'View' button in the 'Appointment' column of the first row.

Marriage Registration Id	Status	Groom Name	Bride Name	Payment Status	Appointment
557226487241	Applied	abc	abc	PENDING	View Edit Documents
103854489036	Applied	PARTEEK	None	UNPAID	View Edit Documents
350903281919	Applied	test name	test bride name	UNPAID	View Edit Documents
076476620395	Applied	Parteek	None	PAID	View

Helpline: 1800-2000-023 *8:00 AM - 8:00 PM (Monday to Saturday)

Content Owned by Citizen Resource Information Department (CRID), Government Of Haryana.

© 2020 Haryana Marriage Registration All rights reserved.



HARYANA MARRIAGE REGISTRATION

हरियाणा विवाह पंजीकरण



Registration ID: 103854489036

Print Form Load Appointment Schedule

Click on 'Load Appointment Schedule' for scheduling of appointment

- Register Marriage
- My Registrations
- Logout

Special Act (Court Marriage)

If Marriage Registration under Special Marriage Act 1954?

Protection Required?

Reason for Protection *

None

Marriage Registrar

Area Type *

urban

District *

Ambala



THANK YOU